



SIKO SATSSTKBC Shower System SAT with Thermostatic Battery Instruction Manual

[Home](#) » [SIKO](#) » SIKO SATSSTKBC Shower System SAT with Thermostatic Battery Instruction Manual 



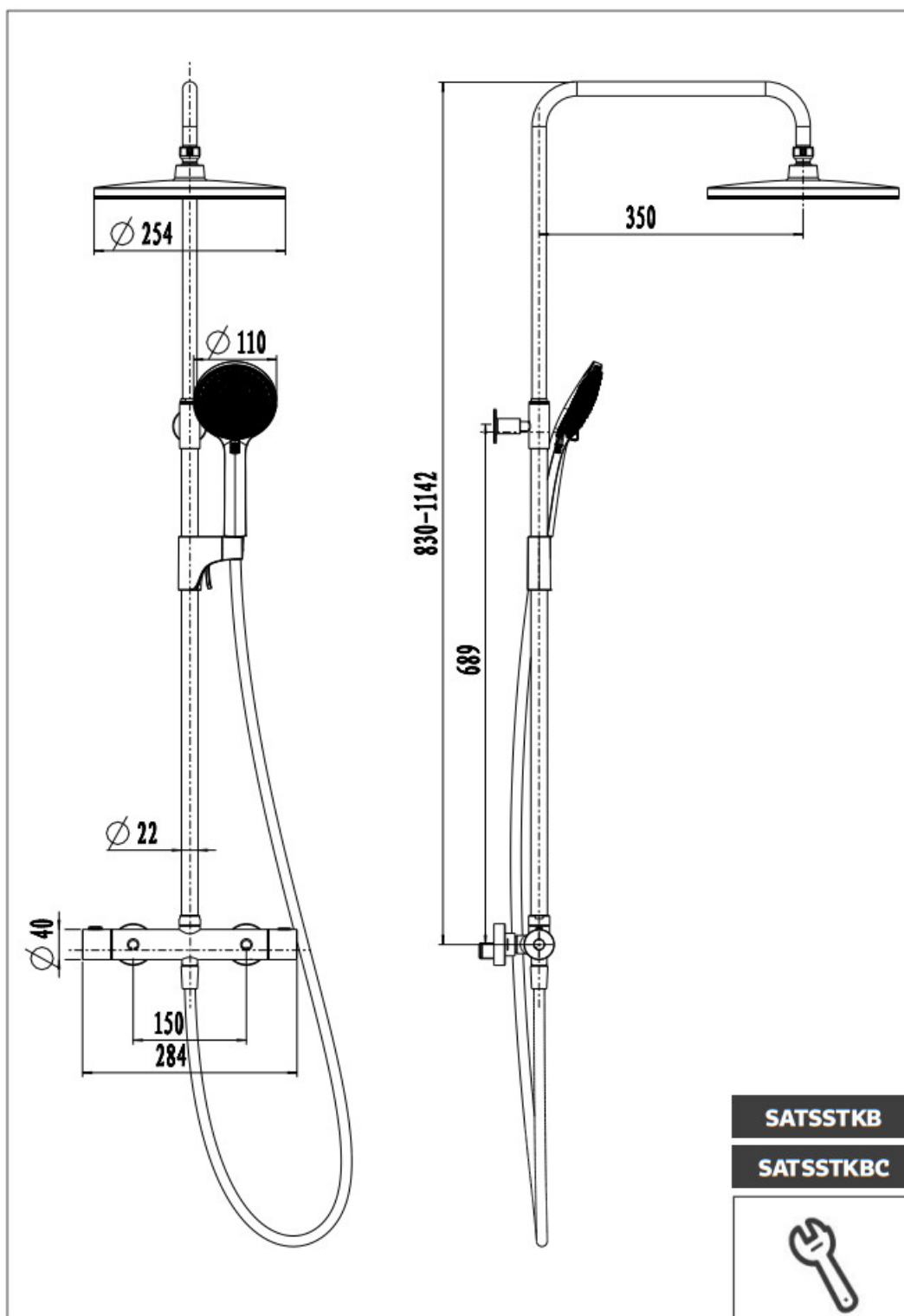
SATSSTKB
SATSSTKBC
Mounting Instruction



Contents

- 1 SATSSTKBC Shower System SAT with Thermostatic Battery
- 2 Cleaning Recommendation
- 3 Documents / Resources


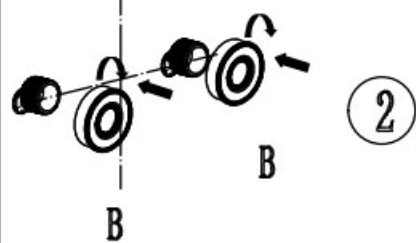
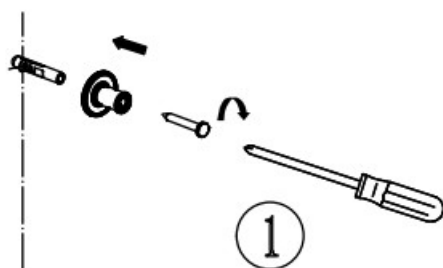
SATSSTKBC Shower System SAT with Thermostatic Battery





SATSSTKB
SATSSTKBC

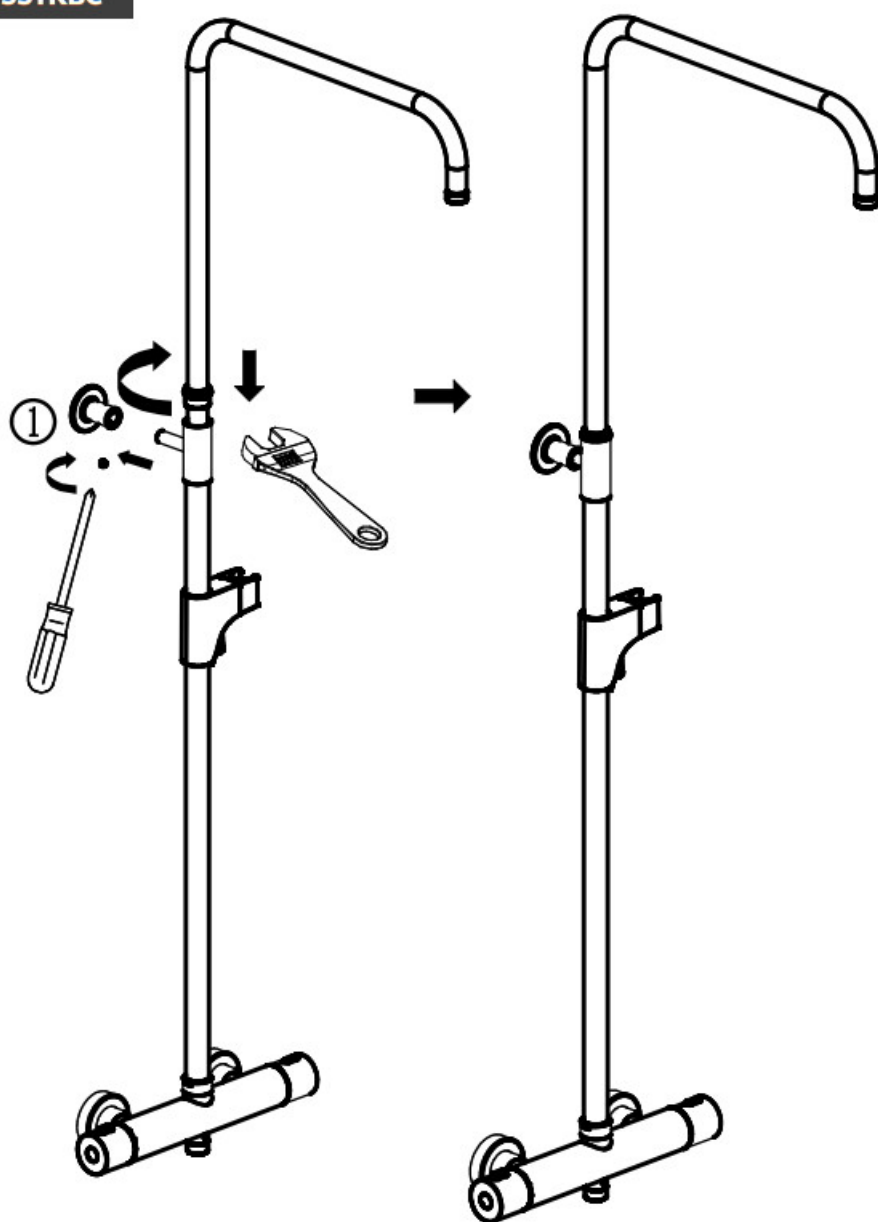
2/





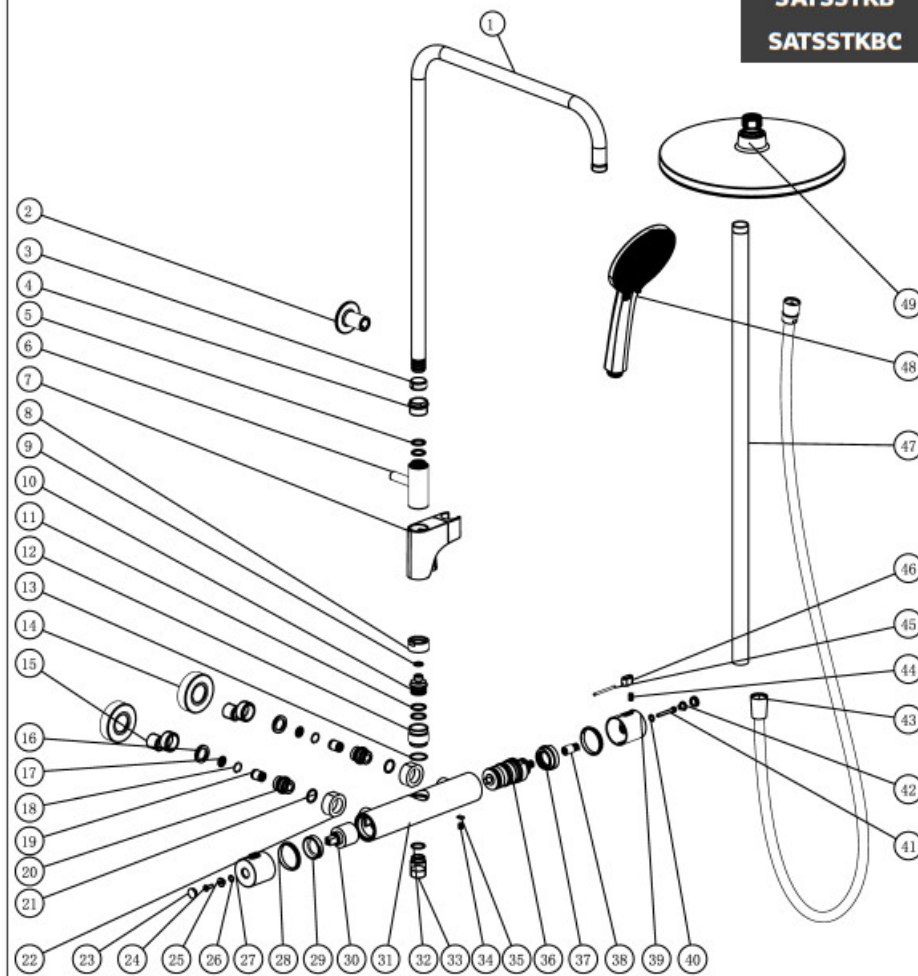
SATSSTKB
SATSSTKBC

4/





SATSSTKB
SATSSTKBC



--	--

1-13,47		NDSSTKBTYC
	7	NDSATSS33JEZDEC
14-21		NDSSTKBROZSET
	22	NDSSTKBMATKA
23-29		NDSSTKBKRYTPREP
	30	NDSSTKBPREP
32-33		NDSSTKB33
	36	NDSSTKBTERMKART
28,36-42,44-46		NDSSTKBTERMKARTSET
	43	SATHADICE
	48	SATBSRS35
	49	SATBSHS35
1-13,47		NDSSTKBTYCC
	7	NDSATSS33JEZDECC
14-21		NDSSTKBROZSETC
	22	NDSSTKBMATKAC
23-29		NDSSTKBKRYTPREPC
	30	NDSSTKBPREP
32-33		NDSSTKB33C
	36	NDSSTKBTERMKART
28,36-42,44-46		NDSSTKBTERMKARSETC
	43	SATBSHPBW
	48	SATBSRSKBW
	49	SATBSHS35C

Cleaning Recommendation

To avoid damage and reclamations, it is necessary to consider certain criteria when cleaning. At the cleaning of the fittings and showers, in principle, it must be pointed out:

- Only use cleaning material which is explicitly provided for this type of application.
- Never use cleaning materials, which contain hydrochloric acid, formic acid, chlorine pale lye or acetic acid, as

they cause considerable damage.

- Phosphorus acidic cleaners are only conditionally applicable.
- Mixing cleaning agents is not permitted, generally.
- Never use cleaning materials or appliances with an abrasive effect, such as unsuitable clearing powders, sponge pads or micro fibre cloths.
- The instructions of the cleaning agent manufacturers have to be followed absolutely.
- Cleaning has to be carried out with a specified cleaner dosage, contact time, object-related and adapted to the needs.
- The building up of calcifications has to be removed by cleaning regularly.
- When using spray cleaners, spray first onto a soft cloth or sponge never directly onto the sanitary tapware, as drops could enter openings and gaps and cause damage.
- After cleaning rinse thoroughly with clean water to remove any cleaner residue.
- The use of steam cleaners is not permitted. The high temperatures can damage the products.

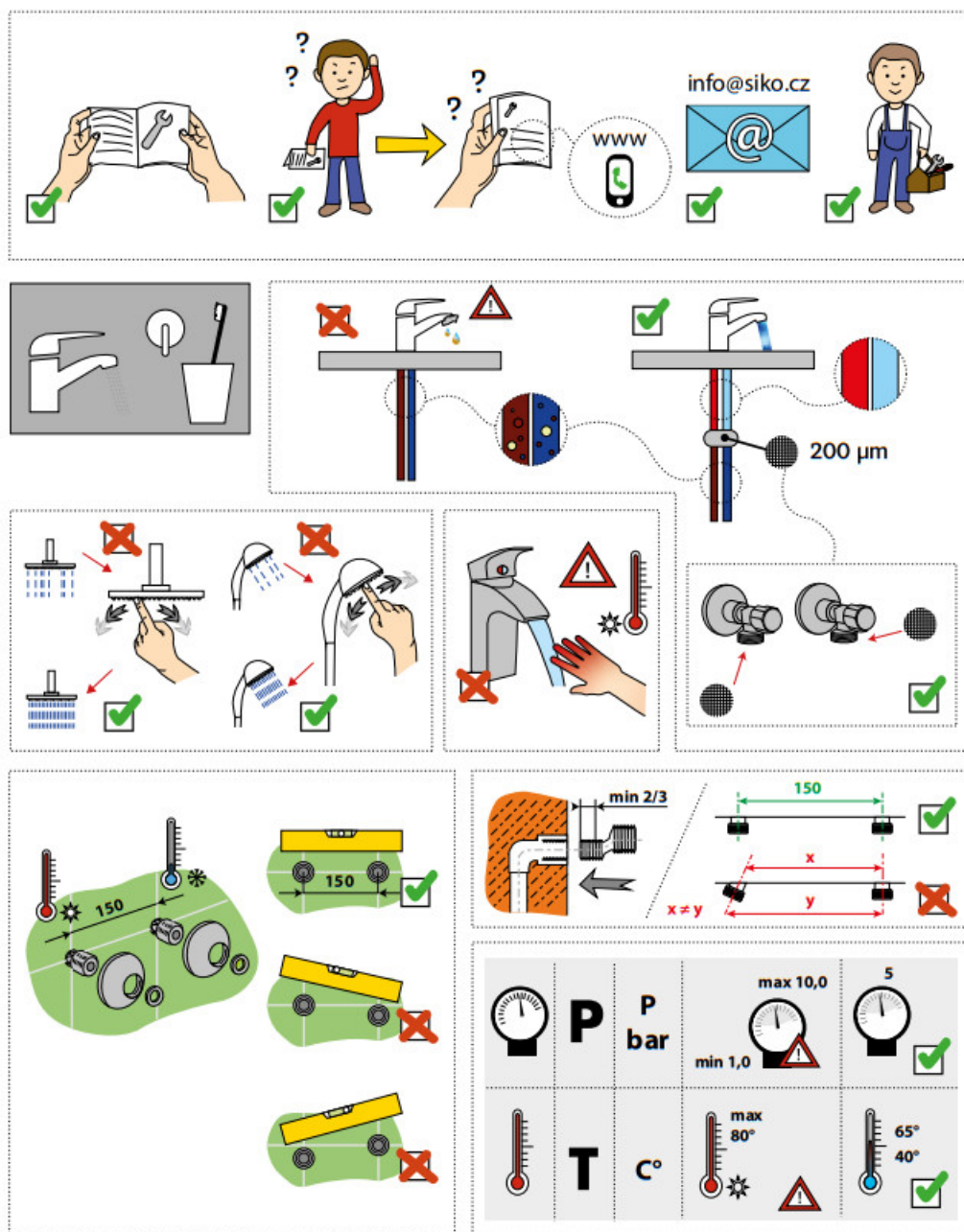
Important

Residues of liquid soaps, shampoos and shower foams can also cause damage, so rinse with clean water after using.

The damage of already damaged surfaces will deteriorate under the effect of the cleansers. Components with damaged surfaces must be exchanged, otherwise there could be an injury danger.

Damage caused by improper treatment will not be covered by guarantee.

Under terms of the guarantee is necessary to install filtration equipment distribution (cornervalue filter).




Contact

SAT® is registered trademark of
 Swiss Aqua Technologies AG
 Gewerbestrasse 9, 6330 Cham, Switzerland
www.swatec.ch
 Imported by SIKO KOUPELNY a.s.
 Made in P.R.C.



Documents / Resources

 <p>SAT Thermostatic shower system with thermostatic battery for wall and ceiling mounting SATSSTKB SATSSTKBC</p>	<p>SIKO SATSSTKBC Shower System SAT with Thermostatic Battery [pdf] Instruction Manual SATSSTKBC, SATSSTKB, SATSSTKBC Shower System SAT with Thermostatic Battery, SATSSTKBC Shower System SAT with Thermostatic Battery, SATSSTKBC Shower System SAT, Shower System SAT</p>
--	--